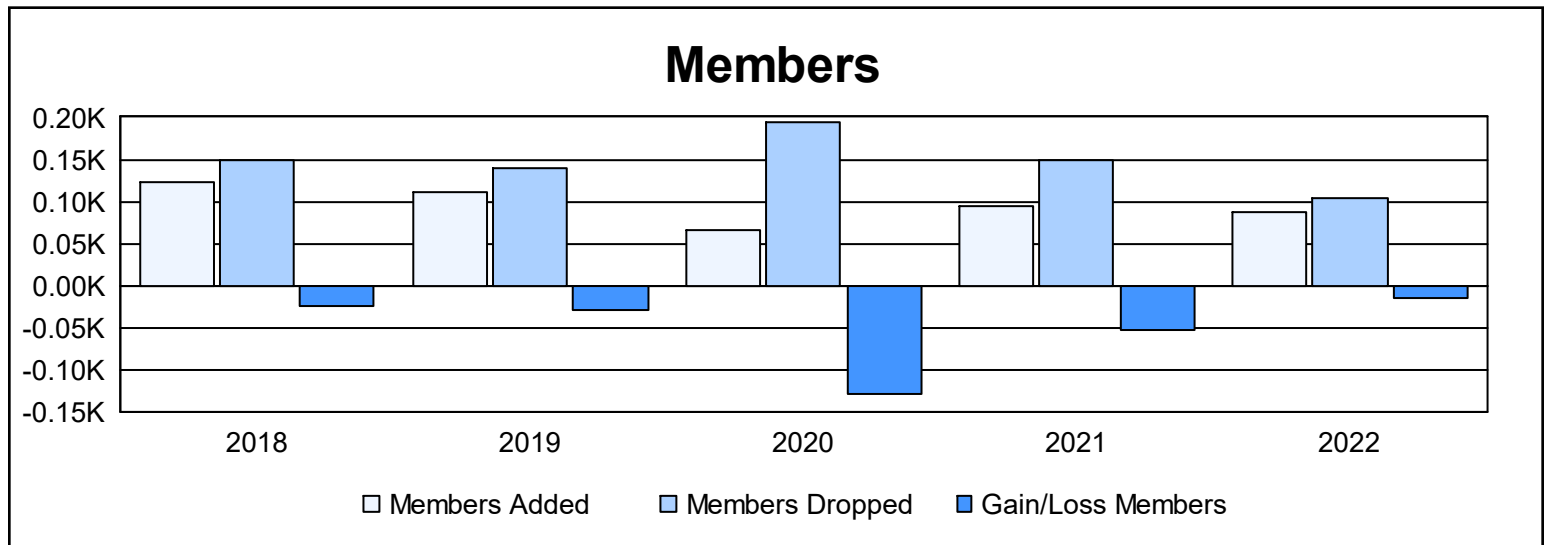
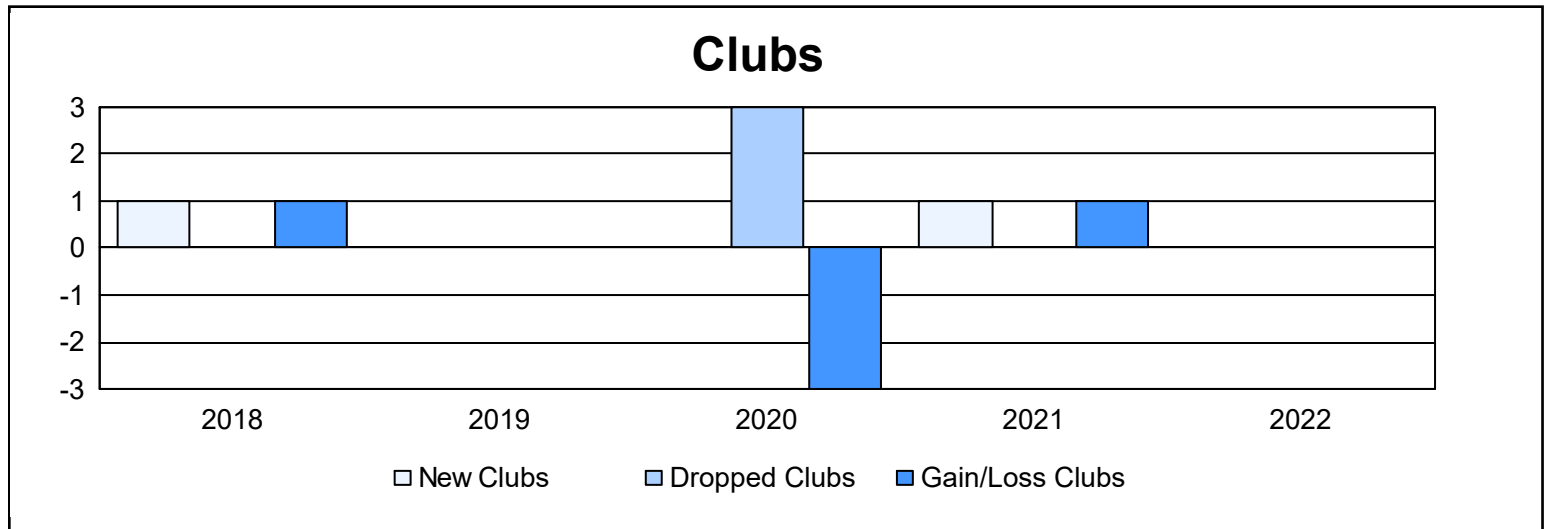
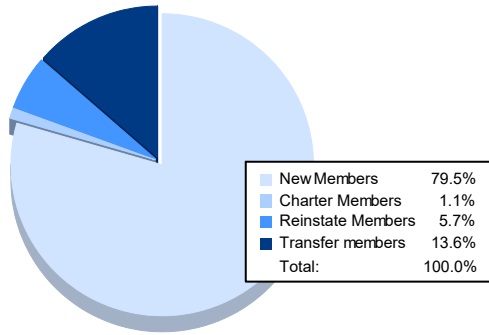


Year	New Clubs	Dropped Clubs	Gain/ Loss Clubs	New Members	Charter Members	Reinstate Members	Transfer Members	Total Member Added	Total Members Dropped	Gain/ Loss Members
2017-2018	1	0	1	90	20	9	4	123	148	-25
2018-2019	0	0	0	95	2	3	11	111	140	-29
2019-2020	0	3	-3	47	3	3	12	65	195	-130
2020-2021	1	0	1	40	25	3	27	95	148	-53
2021-2022	0	0	0	70	1	5	12	88	103	-15
<b>Average</b>	<b>0</b>	<b>1</b>	<b>0</b>	<b>68</b>	<b>10</b>	<b>5</b>	<b>13</b>	<b>96</b>	<b>147</b>	<b>-50</b>



### Membership Composition June 2022 Cumulative



### Gender Composition June 2022 Cumulative

